

# **Field Survey Report**

**ON**

## **SOCIO-ECONOMIC, ENVIRONMENT AWARENESS AND DIET SURVEY ON ADOPTED VILLAGE OF THE NS MAHAVIDYALAYA AT PURBAPARA, DHAJANAGAR, UDAIPUR, GOMATI DISTRICT TRIPURA**

**DATE OF SURVEY: 20.11.2018**

**BY**

**DEPARTMENT OF PHYSIOLOGY AND NSS UNIT**

**N.S. MAHAVIDYALAY**

**UDAIPUR, GOMATI DISTRICT**

**TRIPURA**

A survey was performed in the village Purbapara, Dhajanagar, Udaipur by the Department of Human Physiology and NSS unit of the NS Mahavidyalaya, Udaipur, Gomati District Tripura on 20<sup>th</sup> November 2018. A self-made questionnaire was made to know the family members details, yearly income, health status, medication, sanitation, housing type, drinking water facility and environment awareness. The details of the survey format are presented in Chart 1.

Chart 1. Field study survey Format

Field study Format on socio-economic status, Food Habit, Health, Education, Sanitation, Drinking water facility, Environ  
Consciousness of the adopted village (Purba Para, GakulPur, Udaipur) of NS Mahavidyalaya Udaipur

1. House Holder Name												Mobile no	
2. Family Member details	Sl no	Sex	Age	Veg/non veg	Education	ht	wt	Diagnosed Health Problem (if any)	medication (if any)	any skill based qualification/ knowledge	Comput knowlea		
Yearly Income	BPL/APL Card holder Having any social welfare pension (if yes specify the name of the pension):												
Sanitation	Sanitary latrine proper	yes/No	pakka/ kaccha		Misc. Information (if any)								
Housing	Material used	Building/Building& Tin/ Bamboo & Tin/ whole Tin house/ Mud House/ any other Electricity connection: yes/No: Have you applied for any Govt. Scheme for having electric/LPG Connection: Any other Govt help to construct House: Misc (specify):											
Drinking water facility	1. Govt supply 2. Local pond 3. Deep Tubewel 4. Any other specify:												
Environment awareness	1. About plantation: required/not required 2. About conservation of power supply: yes/not 3. About organic farming: Having knowledge/No Knowledge 4. Having Tungstate Light/ NO Tungstate Light/ Full LED Light/ Mixed 5. Having aware of Swachh Bharat Abhiyan: yes/No												

Besides, diet survey was also performed of the different families of the Purbapara, Dhajanagar by recall method as per the prescribed standard format (Physiological Society of Tripura, 2005).

Fifty nine families (Total 229 people of the Purbapara) was carried out by the students volunteer (Fig. 1) after that all the data was entered in the computer and analyzed properly and statistics on the education, Job, sanitation, house type, electricity, source of drinking water, cooking fuel and environmental awareness are tabulated in Table 1, 2, 3, Fig. 2, Table 4, 5, 6, 7 and 8 respectively. The detailed report is presented below.

## Education

It has been shown from the Table 1 that among the surveyed people 84% people are literate (as 15 % do not have any education).

Table 1. Education (Total 229 members of 59 families)

Education	No
Nursery	09
Primary level (I to Vth Standard)	45 (19%)
Secondary level (VIth to Xth standard)	117 (51%)
Madhyamik ( Board exam passed)	14
XIth to XII standard	15
HS (+2 stage) passed	02
College student (under graduate)	02
Graduate (General Degree college)	04
B.Tech/BE	03
Master Degree (MA, M. Com, M.Sc)	03
No education	15 (6%)

## Job statistics

It has been shown that head of the family members are farmer. On the other hand only 13% are in the Govt job (Fig. 2).

## Average Annual Income

It has been shown from the Table 3 that average annual income is found to have Rs. 90386/- which is less than per capita income of India , as well as Tripura also (as per the data available 2020-21). On the other hand 23 no of families annual average income is found less than Rs. 60,000 (Fig. 3).

Table 2. Job statistics (total family 59)\*

Job	No
Anganwary	1
Army	1
Carpenter	3
Daily Labour	1
Decorator	1
Driver	4
Engineering	1
Farmer	24 (40%)
Govt Job	13 (22%)
Muhuri (Court)	1
Painter	1
Priest	1
Rickshaw Puller	1
Shop Keeper	3
Social Welfare Pension	1
Teacher	2

\*Only head of the family were considered

Table 3: Average annual Income

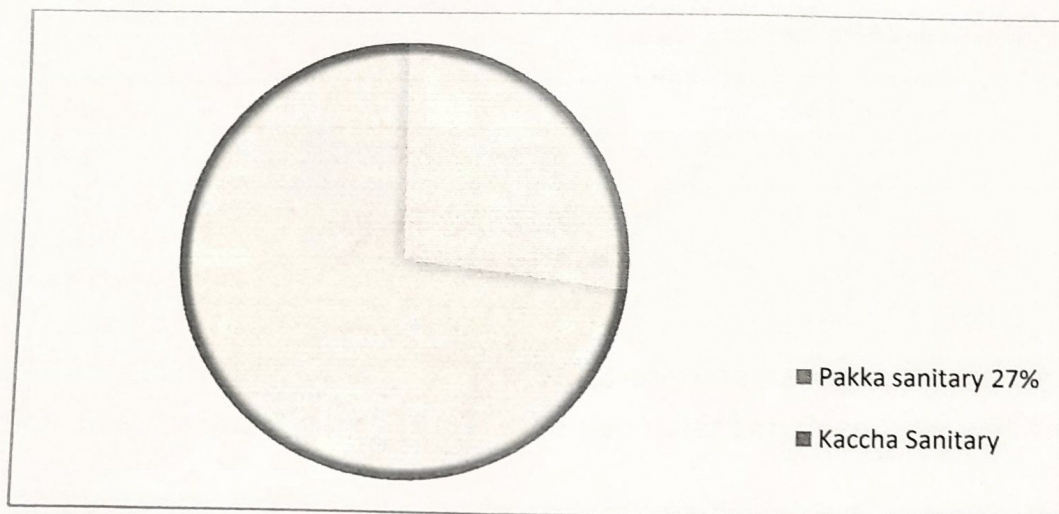
Average Annual income (approx.)	Rs. 90,386
Annual Income <Rs. 60,000	23 No of Family (46%)
Annual Income <Rs. 1 lakh	46 No of family (78%)
Annual Income <Rs. 1 lakh 20 Thousand	51 No of Family ( 86%)

\*Total family income has been considered

## Sanitation

It is also noticed that only 27% houses found to have proper sanitary facility (Fig. 2).

Fig 2. Sanitary latrine statistics



## House Type

House type of the Purbapara is seen in the Table 4. There are mixed type of houses such as concrete building, bamboo and also mud type. Mud type house is mostly found i.e., 35.5% of total.

Table 4. House Type

House Type	No of family (%)
1. Concrete Building	5 (8.5%)
2. Concrete Building with Tin shed	15 (25.5 %)
3. Bamboo with Tin shed	6 (10%)
4. Whole Tin House	12 (20.5)%
5. Mud House	21 (35.5%)

## Electricity

It also noticed that out of 59 families, only one house does not have electricity facility (Table 5).

Table 5: Electricity

Electricity Connection	No of family (%)
Yes	58 (98.30%)
No	1

## Source of Drinking water

It is also interestingly noticed out of 59 families, only one have govt water supply connection. Besides, most of the families are dependent on deep tube well for drinking water (Table 6).

Table 6: Source of Drinking water

Source	No of family (%)
Govt Supply	1
Deep Tube well	58 (98.30%)

## Cooking Fuel

Regarding cooking fuel only 19 families uses LPG (Table 7).

Table 7.: Cooking Fuel

Facility having	No of family (%)
Use LPG	19 (32.2 %)
No LPG	40 (67.8 %)

## Environmental awareness

Environmental awareness of the people are monitored in the survey by the questionnaires about plantation, conservation of power supply, organic farming, Swachh Bharat Abhiyan and use of Tungstate light. It has been shown that people of

Purbabra aware of plantation, organic farming etc. But they were unaware of energy conservation as it is reflected from the survey report. It has been shown that 27 families using tungstate light as we know tungstate light uses more energy(Table 8).

Table 8. Environmental Awareness (use of different type of light)

Source	No of family (%)
Use Tungstate light	27 (45.8%)
Use LED light	32 (54.2%)

## Health Survey

It has been shown that (data not tabulated) from the survey many of the aged people are suffering from Diabetes, Hypertension, Asthma etc.

## Diet Survey

Diet survey was performed randomly on the families of Purbapara, Udaipur by the standard format according to the standard procedure mentioned in the manual of Physiological Society of Tripura, 2005 .

Through the Diet survey students scientifically identify calorie consumption and expenditure. Besides they identify deficiency or surplus of the nutrients like carbohydrates, proteins, fats, minerals and vitamins. After completion of diet survey of the individual family students used to discuss about this with the family members and guide them for taking balanced Diet.

After diet survey students of human physiology (3<sup>rd</sup>semHons and 5<sup>th</sup>Sem Pass) made a report in the prescribed manuals of individual family and used to submit as a part of their curriculum of Tripura University.

Detailed report of the each of the family has not been attached herewith. But a general observation altogether is that balanced nutrition concept are missing among individual family of the Purbapara.



Fig. 2. Survey at Purbaparany NSM students

## Conclusions

It may be concluded from the surveys that socio-economically there are mixed population. Everybody is conscious about their education. They are also aware of sanitation. People are aware of environmental uses, but still they are using Tungstate bulb, which consumes more electricity. They are dependent on ground water. Aged people are suffering from Diabetes, Hypertension, and Asthma etc. A general observation after diet survey is that balanced nutrition concept are missing among individual family of the Purbapara.



## Recommendations


Following recommendations are made from the survey and accordingly college/ students volunteer may take action to serve on the adopted village Purbapara, Dhajanagar, Udaipur.


- i. Literacy program may initiate among 6% people of Purbapara those are having No education (Table 1).
- ii. Program on water conservation and use
- iii. Program on Sanitation
- iv. Program of Composting to manage waste
- v. Program on energy conservation
- vi. Program on Nutritional awareness
- vii. Program on lifestyle modification to prevent diabetes, hypertension

This student's survey is hereby submitted to

The Principal,  
NS Mahavidyalaya, Udaipur,  
Gomati District, Tripura

By

  
**Sri Pradip Chakraborty**  
**N.S.S. Programme Officer**  
**N. S. Mahavidyalaya**  
**Udaipur, Gomati, Tripura**  
(N.S.S. Programme Officer)  
NS Mahavidyalaya, Udaipur,  
Gomati District, Tripura

  
(HOD-Incharge)  
Department of Human Physiology  
NS Mahavidyalaya, Udaipur, Gomati District,  
Tripura